

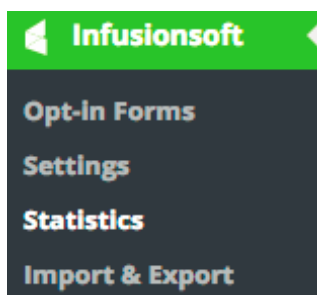
View Your WordPress Opt-In Form Statistics 📊

In the Statistics sidebar tab, you can view aggregate statistics for all opt-in forms over last 30 days and last 12 months

You can also:

- Manually refresh the stats data
- Clear out all stats data
- View form views, opt-ins, and conversion by each existing opt-in form
- View conversion statistics by form within any given page of the users WordPress site—ideal for optimizing placement of opt-in forms by highest converting page

1. Click on the **Infusionsoft** logo to expand the sidebar and click on **Statistics**



2. Choose to view **New sign ups** for the last 30 days OR the last 12 months



- You can view your 30 day or 12 month Opt-in stats by clicking on **Last 30 Days** or **Last 12 Months**
- If you hover over a data point on the graph, you will see the stats for a specific date
- you can refresh all of your stats by clicking on **Refresh Stats**
- You can clear all your data by clicking **Clear Stats**

3. Click on the drop down arrows to view Opt-in Stats or Page Stats

View Opt-In Stats

▼

View Page Stats

▼

- When drop down arrow is expanded, for **View Opt-In Stats**, you can view specific data for each Opt-In form, a user has created. A user can also clear stats for specific Opt-In forms by clicking the X on the corresponding Opt-In form.

View Opt-In Stats




▲

OPT-IN FORM	VIEWS	OPT-INS	CONVERSION RATE ▼	CLEAR STATS
 OPT-IN FORM A	2	0	0%	X
 OPT-IN FORM B	5	0	0%	X
7		0	0%	

- When the drop down is expanded for **View Page Stats**, you can view the conversion rate for the web pages in which the Opt-In form is displayed

View Page Stats

▲

HIGHEST CONVERTING PAGES	CONVERSION RATE
BLOG	20%
 OPT-IN FORM A	20%
HOMEPAGE	0%
 OPT-IN FORM B	0%
 OPT-IN FORM A	0%