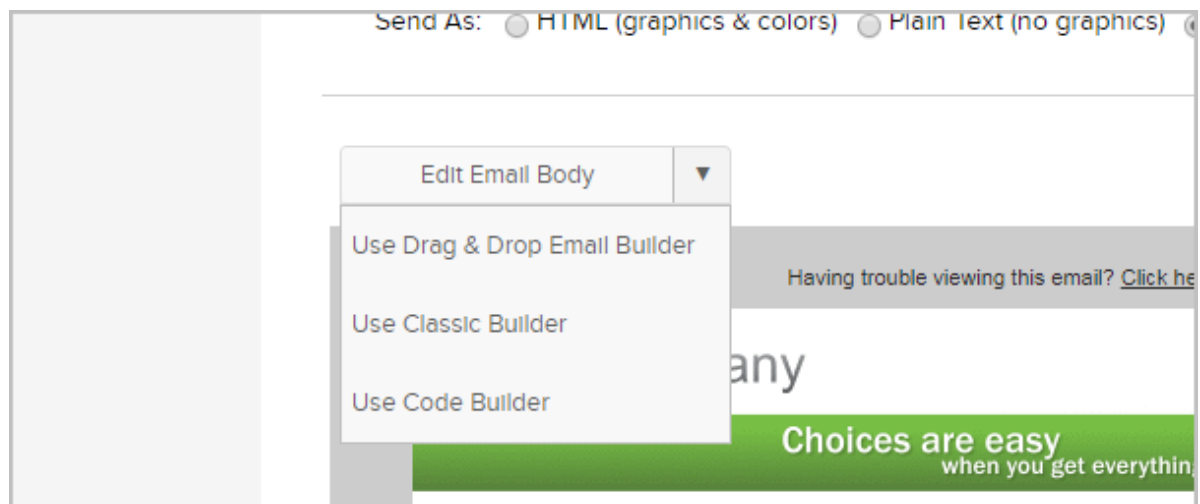


# Legacy Template Library Email Builders🔗

**Legacy Notice:** This article refers to a feature that used with legacy broadcast emails which are created in **Marketing > Templates**.

In Infusionsoft, there are three separate places where you may be creating emails:

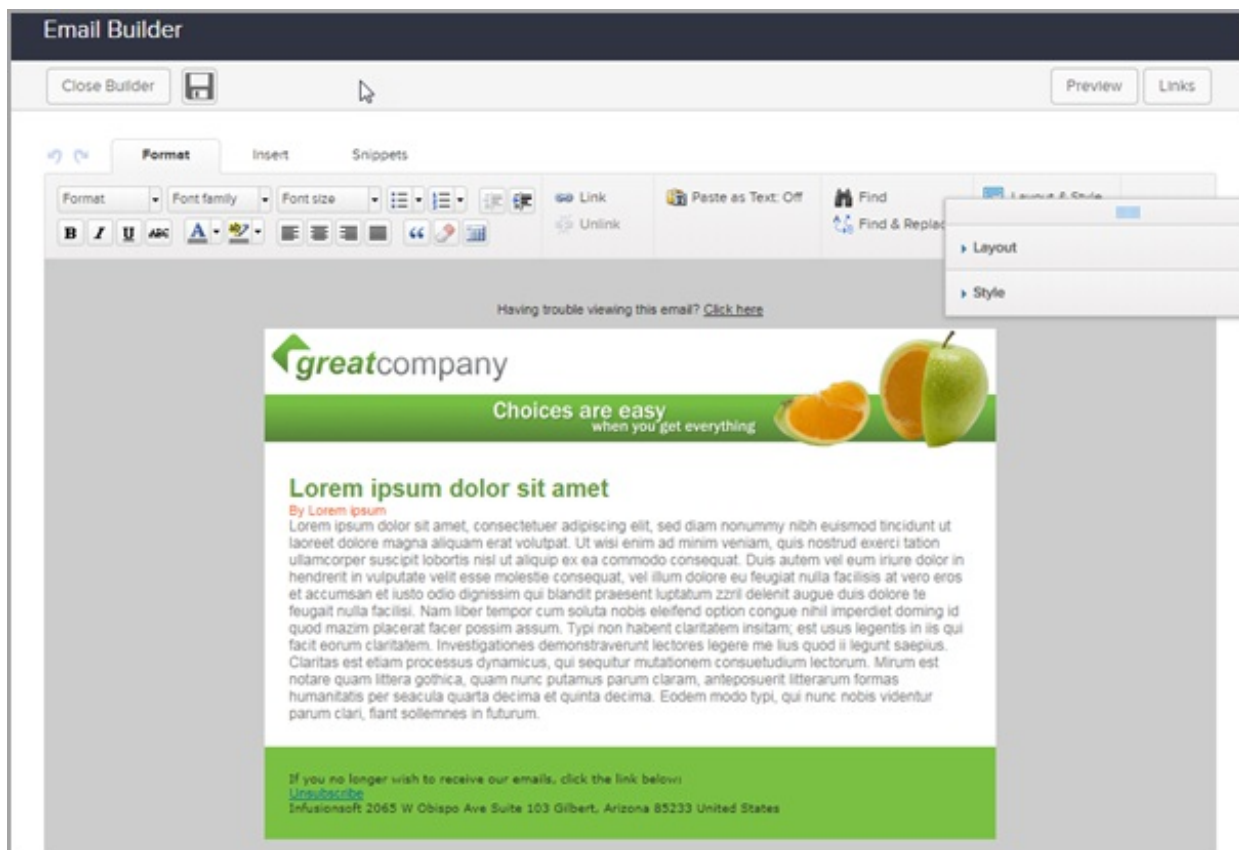
- **Template Library (Marketing > Templates)**. This area is typically used for creating legacy broadcast email templates for those customers who still use legacy functionality.



- **Sending a Broadcast**
- **Campaign Builder:** This is where all of your campaign automation emails reside. Most customers spend much of their time in this area configuring their campaign structure and campaign emails.

## (Legacy) Drag & Drop Email Builder

The legacy Drag & Drop HTML builder offers an intuitive drag & drop interface that allow you to add, remove, and re-arrange text, image, and link content snippets. The layout and style tools make it easy to change from a one to a two column layout, as well as customize email colors to coordinate with company branding.



## (Legacy) Plain Text Editor

An email template can be plain text only or a combination of HTML and plain text. Plain text email templates do not include any formatting options at all. You are not able to add images or format text. However, all email programs will display a plain text email.

**Compose Email**

From:

The contact's owner

Infusionsoft recommends using a private business domain to avoid email deliverability issues. [Learn More](#)

To:

The contact's primary email address

(Change)

Add CC

Add BCC

Subject:

Merge

?

Send As:

☐ HTML (graphics & colors)

☒ Plain Text (no graphics)

☐ HTML & Plain Text

[Learn more](#)

Plain Text Editor:

This email was sent as HTML-only. To view it, please visit:  
^HostedEmail.Url^

Merge


?

[Add Attachments...](#)

## (Legacy) Email Code Builder

As an alternative to the standard HTML option, users can build an email from HTML source code using the Code Builder. The code is generated through an HTML code editor (e.g. Dreamweaver) and then pasted into an Infusionsoft email. Users who want highly customized emails and who are very familiar with HTML code may prefer this HTML option for it's additional flexibility. The code option is not compatible with the standard HTML builder. Once an email is converted to code, it can no longer be edited using the drag & drop interface.

Code Builder

Close BuilderClassic BuilderPreviewMerge▼

```
1 <html>
2 <head>
3 </head>
4 <body>
5 <div id="mainContent" style="text-align: start;">
6 <table cellpadding="10" cellspacing="0" style="background-color: rgb(204,204,204); width: 100%; height: 100%;">
7 <tbody>
8 <tr>
9 <td valign="top">
10 <table align="center" cellpadding="0" cellspacing="0">
11 <tbody>
12 <tr>
13 <td>
14 <table cellpadding="0" cellspacing="0" style="width: 600px;">
15 <tbody>
16 <tr>
17 <td sectionid="preheader" style="text-align: start; margin: 0; padding: 10px 0; border: none; white-
18 space: normal; line-height: normal;">
19 <div>
20 <div>
21 <div style="font-size: 11px; font-family: arial; margin: 0; padding: 0; background: none;
22 border: none; white-space: normal; line-height: normal; overflow: visible; color: rgb(42,41,40); text-align: center;">
23 <div style="font-size: 11px; font-family: arial; margin: 0; padding: 0; background: none;
24 border: none; white-space: normal; line-height: normal; overflow: visible; color: rgb(42,41,40); text-align: center;">Click here</div>
25 </div>
26 </div>
27 </div>
28 </td>
29 </tr>
30 <tr>
31 <td sectionid="header" style="text-align: start; margin: 0; padding: 0; border: none; white-space:
32 normal; line-height: normal; height: 30px; background-color: rgb(255,255,255);">
33 <div>
34 <div contentid="header_img">
35 <div style="text-align: center;">
36 
```

## (Legacy) Classic Builder

The classic builder is an older email builder. It uses a standard HTML WYSIWYG editor which includes tools to insert tables and more. Because this builder will eventually be phased out, we recommend using the drag & drop or code HTML builder instead.

## Classic Builder

Close Builder




Code Builder

Preview

Merge



Having trouble viewing this email? [Click here](#)



Choices are easy  
when you get everything

### Lorem ipsum dolor sit amet

By [Lorem ipsum](#)

Lorem ipsum dolor sit amet, consectetur adipiscing elit, sed diam nonummy nibh euismod tincidunt ut laoreet dolore magna aliquam erat volutpat. Ut wisi enim ad minim veniam, quis nostrud exerci tation ullamcorper suscipit lobortis nisl ut aliquis ex ea commodo consequat. Duis autem vel eum irure dolor in hendrerit in vulputate velit esse molestie consequat, vel illum dolore eu feugiat nulla facilisis at vero eros et accumsan et justo odio dignissim qui blandit praesent luptatum zzril delenit augue duis dolore te feugait nulla facilis. Nam liber tempor cum soluta nobis eleifend option congue nihil imperdiet doming id quod mazim placerat facer possim assum. Typi non habent claritatem insitam; est usus legentis in iis qui facit eorum claritatem. Investigationes demonstraverunt lectores legere me lius quod ii legunt saepius. Claritas est etiam processus dynamicus, qui sequitur mutationem consuetudinum lectorum. Mirum est notare quam littera gothica, quam nunc putamus parum claram, anteposuerit litterarum formas humanitatis per seacula quarta decima et quinta decima. Eodem modo typi, qui nunc nobis videntur parum clari, fiant solemnes in futurum.

If you no longer wish to receive our emails, click the link below:  
[Unsubscribe](#)  
~Company.HTMLCanSpamAddressBlock~