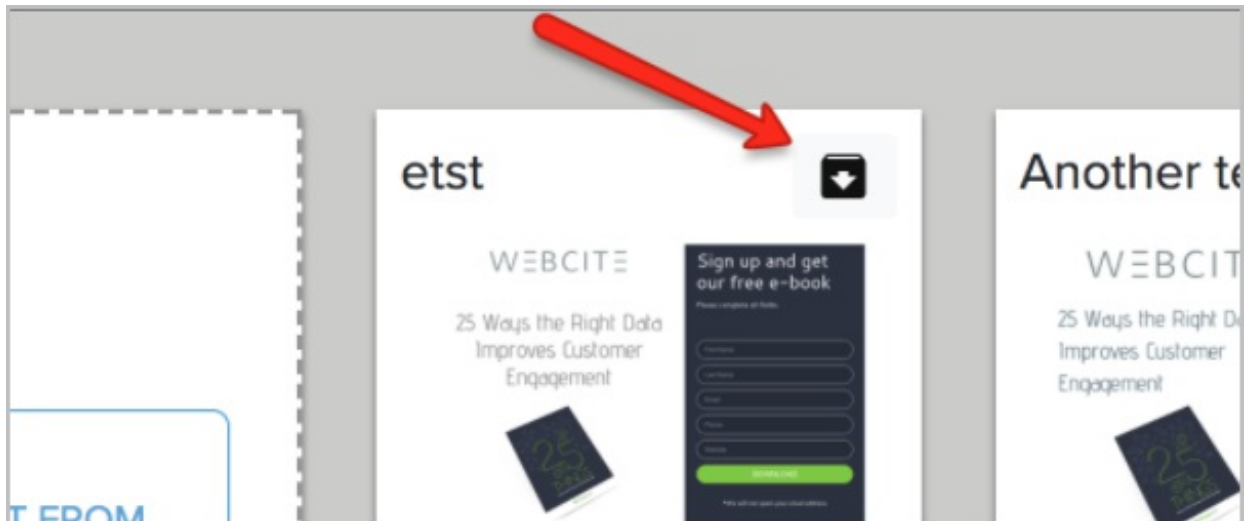


January Update 2018 | Classic Infusionsoft

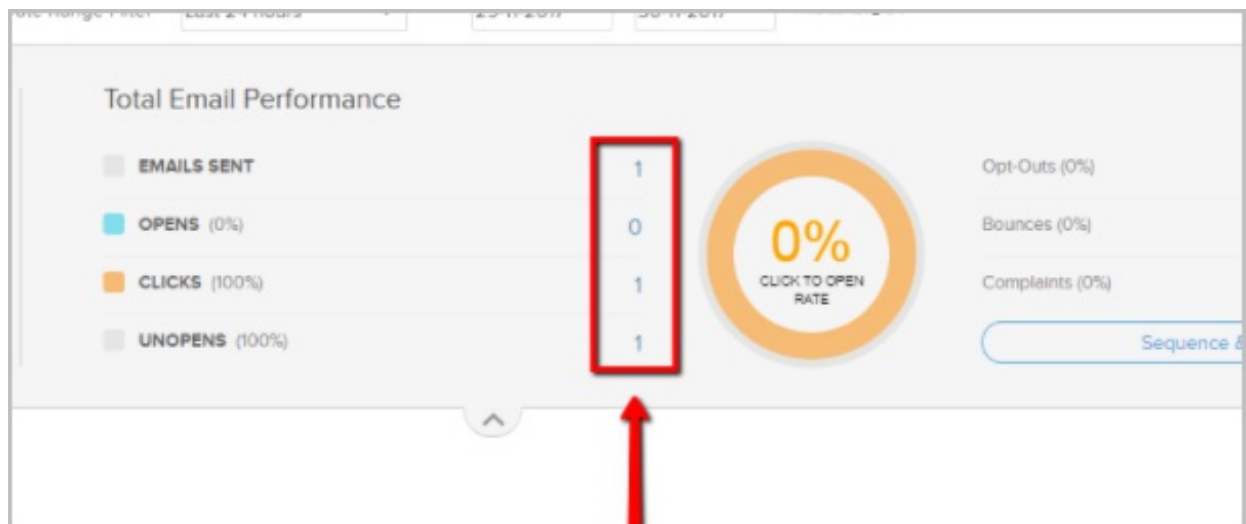
Archive Templates in New Landing Pages

You can now archive templates that you don't use often. Archiving a template removes it from the templates area so it isn't so cluttered. [Click here](#) to learn how!



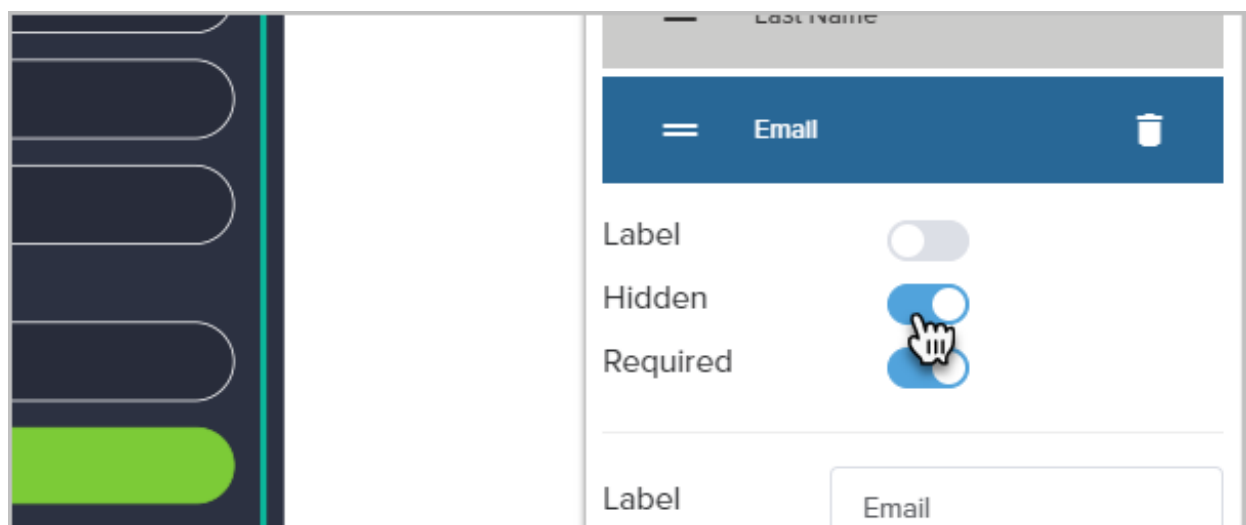
Campaign Email Performance Reporting will now contain clickable links to results

After switching your campaign to reporting view, you'll note that results are now hyperlinked. Click the link to view the report. This is available for the [Campaign Email Performance Report](#) and [Campaign Full Sequence and Email Report](#)



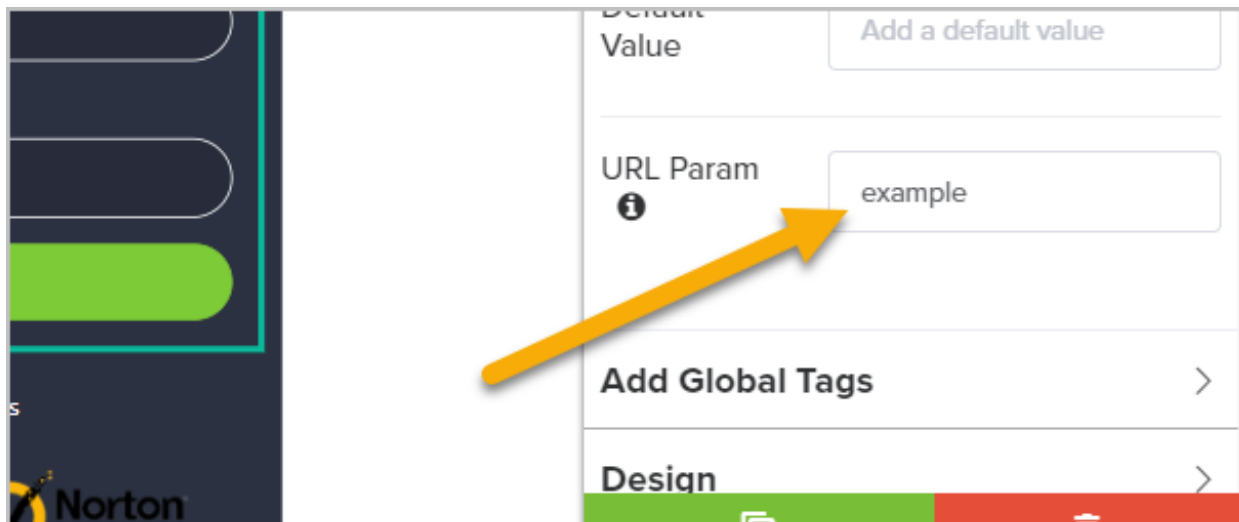
New Landing Page - Hidden Fields

You can now set a field "hidden" when building a landing page. [Click here](#) to learn more.



New Landing Pages - Custom URL Parameters

You can now send links that pre-fill form fields with a value that overrides the default merge value. [Click here](#) to learn more.



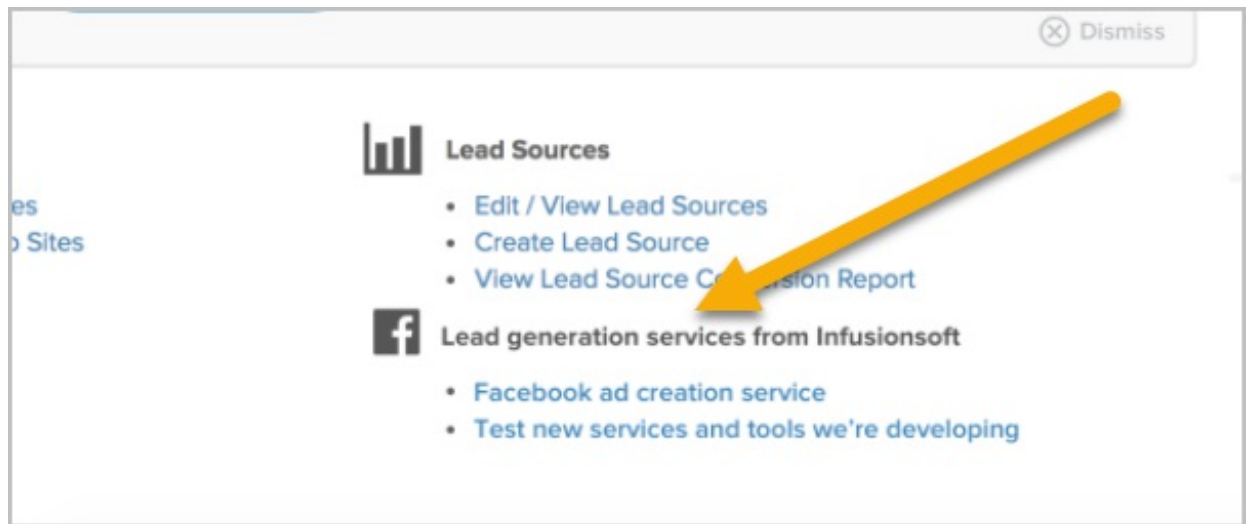
Email Builder - Edit Preview Text

You can now edit the text your recipients see in their email preview. [Click here](#) to see it in action!

A screenshot of the email configuration form. It includes fields for 'From:' (The contact's owner), 'To:' (Email), 'Subject:' (Test Email), and 'Preview Text:' (Hi, ~Contact.FirstName~. This is Preview Text!). Each field has an edit icon. A 'DETAILS' link with an upward arrow is at the bottom right.

Lead Generation Services

We've made it easier than ever for you to get help generating leads. Whether you'd like to connect with our [services team](#) and learn more about done-for-you advertising services or you'd like to be first in line to [test new lead generation tools](#), you'll now be able to find what you're looking for on the Lead Generation page (Marketing > Lead Generation).



API Additions and Changes

[Click here](#) to see the latest update to the Infusionsoft API
